

No. SPC/RCT/ Microscope Binocular/28/ 2008-2009/B-33807
Directorate of Industries,
New Administrative Building,2nd floor,
Opp. Mantralaya,
Mumbai - 400 032
Date: 28-08-2008

To,
M/s. Maharashtra Small Scale industries
Development Corp. Ltd.,
Kripanidhi
,9, Walchand H. Marg,
Ballard Estate,
Mumbai-400 001.
Tel. 2261 1121-22-23
Website - www. msside .com

Subject:- Rate Contract for the supply of Microscope Binocular for the
period from 28-08-2008 to 30/06/2009


Reference:-This office A/L No SPC/RCT/Microscope Binocular /28/2008-
2009/ B-25990 dated 03-07-2008

Dear Sir,

Your offer for supply of Microscope Binocular for the purpose of rate contract has been accepted. Detailed term & conditions, specifications of stores to be supplied and their rates/duties etc. are incorporated in the schedule attached hereto.

- (2) You are requested to acknowledge the receipt of this rate contract within 7 days from the date of receipt of this letter. Non -receipt of your confirmation of this rate contract within 7 days will be deemed to be your acceptance of the said rate contract with all the terms & Conditions stipulated therein.
- (3) Any terms and conditions of your offer which are repugnant to or inconsistent with the terms and conditions of this rate contract shall be void and of no force and effect.
- (4) Receipt of your agreement in duplicate for due performance of the rate contract is hereby acknowledged.

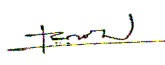
Yours faithfully,




Joint Director of Industries (CSPO).
for Development Commissioner (Inds.)
& CPO Mumbai.

SCHEDULE

No. & date of rate contract	No.SPC/RCT/Microscope Binocular/28/2008-2009/B-33807 Dated:- 28-08-2008
Name & Address of the firm	M/s . Maharashtra Small Scale industries Development Corp. Ltd., Kripanidhi,9, Walchand H. Marg, Ballard Estate, Mumbai-400 001. Tel. 2261 1121-22-3 Website - www. msside .com
Store covered under the rate contract	Microscope Binocular
Area	Whole of Maharashtra
Percentage of rate contract order	Parallel
Period of Rate Contract	From 28-08-2008 to 30-06-2009

Item No.	Description of stores	Rates per Unit
1	<p>Binocular Research Microscope for use in colleges & research Laboratories as per tender enquiry specification and your approved model No. BBT-3 as per DGS&D Pune.</p> <p>Observation Head: - Inclined binocular head at 45° and rotatable in 360° having dual Diopter adjustment and interpupilar range of 54 mm -74mm. All prisms are made up of high optical accuracy and anti-reflection coated for high resolution.</p> <p>Coaxial focussing system: - A novel four-stage reduction gear system sliding smoothly on ball bearing guide ways. Fine adjustment by complete parafofocalised focussing. Slow motion knob graduated showing 1 Div = 0.002 mm. Should have tension control ring for adjusting tension on focussing knobs.</p> <p>Nose Piece: - Revolving quadruple built on ball bearing to provide smooth rotation with rubber grip. Nosepiece should be dust proof with attached positive click stops.</p> <p>Sub stage condenser: - Bright field ABBE N.A.1.25 condenser with iris diaphragm, built in-swing out filter holder and focusable updown movement through rack and pinion.</p> <p>Mechanical stages: - Built in mechanical stage of size 140 mm x 140 mm with fine vernier graduations. The stage should have ball bearing mechanism to allow smooth travel over an area of 75 mm in x axis and 50 mm in y axis. There should be coaxial adjustment for slide manipulation and spring loaded stage clamps for exact positioning of the slide.</p> <p>Illuminator: - Brief in electrical lighting system with 6-volts/20 watt halogen bulb (lamp). There should be attached variable transformer with built in on/off switch and fuse. The electrical system should be internationally approved.</p> <p>There should be preset focus lock for preventing damage to slides and objectives. All the parts are pressure die-cast in special aluminum alloy. Optics- should have best quality objectives and eyepieces duly parafofocalised and pre-centered. All lenses are antireflection hard coated and antifungal coated Objectives (Achromatic) - 4x, 10x, 40x,(Spring loaded S/L) 100x (Oil) spring loaded. Eye pieces - 10x & 15x. Packing - Wooden/plywood cabinet with lock and key.</p>	<p>Rs.9,820/- (Rs. Nine thousand eight hundred twenty only) All-inclusive.</p> <div style="text-align: right; margin-top: 20px;">  </div>

	Accessories – Plano concave 50 mm mirror with a fork on a holder - one, 3 halogen bulbs.	
2	<p>Binocular Microscope for use in college & research Laboratories as per tender enquiry specification and your approve Model No. BBM-3</p> <p>1. Optical System: - Infinity Optical system.</p> <p>2. Microscope Stand:- Rigid and vibration free stand with low focussing controls with coarse adjustment and upper limit stopper mechanism. Torque adjustment for coarse adjustment, variable stage mounting position, highly sensitive focussing system.</p> <p>3. Revolving nosepieces:- Detachable reversed sextuple quintuple revolving nosepiece.</p> <p>4. Illumination :- Built in illuminant for transmitted light with Minimum 6 volt 30 watt Halogen (12 Volt 100 Watt desirable) precentered. Light present switch and light intensity LED indicator.</p> <p>5. Observation Tube:- Trinocular/ binocular super wide field 30/45 degree. (Multi head attachment desirable for 35 mm still camera and CCD camera)</p> <p>6. Stage:- Coaxial stage X & Y with right hand low drive control with rotating mechanism and torque adjustment facility. (Scratch proof and ceramic coated desirable.)</p> <p>7. Condenser :- Abbe type high-resolution condenser PM/DF.</p> <p>8. Eyepieces:- Superwide field eyepiece with dipter correction.</p> <p>9. Objectives:- High resolution infinity corrected Plan objective suitable for fluorescence and photography. 4x1phx10xph, 20xph, 40xph (Spring) & 100xph (Oil and spring, iris.) The microscope should be modular ion construction and upgrtadeable in future for various other application including fluorescence microscopy. Should be able to adapt a photo micrographic equipment with minimal attachment and interchangeability to the universal fluorescence microscope.</p>	<p>Rs. 21,800/- (Rs. Twenty one thousand eight hundred only)</p> <p>All inclusive..</p>




Binocular Microscope with camera for use in colleges & research Laboratories as per tender enquiry specification and your approve model.

Model No. BBT-9C


1. **Optical System:** (infinity optical system) Parfocal distance 60mm.
1. **Magnification:- 40 - 1500 X** for observation 8-500 X for 35mm photomicrography.
2. **Eyepiece Tube:-** Binocular Tube Trinocular tube
Sidentopf type(inclination 30⁰, interrupt Aary distance 47-75 mm 380° rotatable)
3. **Eyepiece: 10X (F.O.V.:20mm, 15X (F.O.V.: 12mm)**
4. **Photo Lens:** PLI projection lens: **2X, 2.5X, 4X, 5X**
5. **Nosepiece:** Quadruple nosepiece, reversed type
7. **Coarse/Fine Focussing:** Fine: 0.2mm per rotation, Coarse:37.7mm per rotation, Minimum reading : 2 microns on left side fine control knob. Coarse motion torque adjustable, Refocusing system incorporated in stage. Stage handle and focusing knob are at equal distance from the operator.
8. **Stage:** Rectangular 216 x 150mm surface stage mounted on the main body. Cross travel 78 x 54 mm using low positioned XJY coaxial control knob
9. **Objectives:**Plan Achromat 4X NA. 0.10 (F.O.V 20) Plan Achromat 10X NA 0.25 (F.O.V. 20) Plan Achromat 40X NA 0.65 (F.O.V. 20 Plan Achromat 100X Oil NA 1.25 (F.O.V. 20 Achromet DL and other higher grade objections.
10. **Condenser:** Abbe condenser NA 1.2; leaf-type aperture diaphragm with position guide marking for respective Achromat DL objectives Other condensers except Universal Turret condenser (for the model v+ without field diaphragm)
11. **Illumination system:** 8V-20W halogen bulb (+ 3 spare)
35mm SLR Photomicrographic Attachment
SLR Camera FM-3A, Shutter Cable Release AR-3 PLI 5x. Proj.Lens F Mount Adapter for SLR Camera, V-T Photo Adapter
Y -T TV tube for C-Mount Adapter A, C-Mount Adapter A CCD Colour Camera.
CCD Colour Camera

Rs.87,560/-
(Rs. Eighty seven thousand five hundred sixty only)
All inclusive..

1. Rates :-F. D. Destination in Maharashtra
2. Taxes:-
 - i) VAT : inclusive.
 - ii) Excise Duty :- Inclusive.
 - iii) Octroi :- Nil against octroi exemption certificate. If octroi exemption certificate can not given the octroi will be borne by the consignee.
 - iv) Packing: - Packing should be standard and acceptable to railway Authority (packaging, forwarding, and insurance charges inclusive)
 - v) Insurance:- Inclusive.
3. Delivery Period: -Within Four weeks from the date of receipt of confirm order.
4. Inspection: By Consignee at Destination.
5. Payment: 90% payment within 15 days from the date of receipt of stores in the form of Demand Draft only and balance 10% within 30 days from the date of receipt of stores in satisfactory condition as ordered.



- 6 This rate contract is meant for whole of Maharashtra.
- 7 Terms: As per rate contract conditions {copy enclosed}
- 8 **Rate contract holder should submit monthly statement of orders received and executed to this office by 10th of every month without fail. The Indenting Officers of Govt. Department shall place orders with the firms and should send copies thereof to this office.**
- 9 Since the rate contract holder has executed agreement and paid security deposit with C.S.P.O. there is no necessity of asking security deposit, samples again by purchasing department separately
- 10 Binocular Microscope is on the list of rate contract of C.S.P.O. and hence all purchasing department should purchase on this rate contract only and should not float separate tender for the same, otherwise strictly action must be taken against concerned department as per G.R. No. SPC/2002/2990/IND-6, dated 4-2-2003
- 11 Consignees should intimate of complaints if any within six months from the date of receipt of stores.
- 12 No Price Escalation will be allowed.
- 13 Force Mejeure Clause is not applicable
- 14 Warranty -One year from the date of supply of items.
- 15 The delay in supply should be worked out as per provision in " Manual of office procedure for purchase of stores vide G.R. dt. 21-02-1978" and penalty calculated should be deducted from the bill before payment
- 16 Also parallel rate contract is awarded to Concept Marketing., 25, Dattachaya, Shrinagar Wagle Estate, Thane (W) 400 604. Tel-25391536/25362089,E-mail: concept5@bol.net.in



Joint Director of Industries (CSPO)
for Development Commissioner (Inds.)
& CPO Mumbai.